



ST. THOMAS COLLEGE

Ranni, Pathanamthitta, Kerala - 689673

ACCREDITED BY NAAC WITH 'B' GRADE

7.1.1 : Gender Audit and measures for the promotion of Gender Equity

GENDER AUDIT REPORT 2017 - 2022

CRITERION : 7

**INSTITUTIONAL VALUES
AND BEST PRACTICES**

GENDER AUDIT REPORT

The institution's Internal Quality Assurance Cell (IQAC) conducts an internal gender audit to foster gender equality within its managerial and organisational structure. The data has been collected from the bio-data of the students and staff.

Objectives:

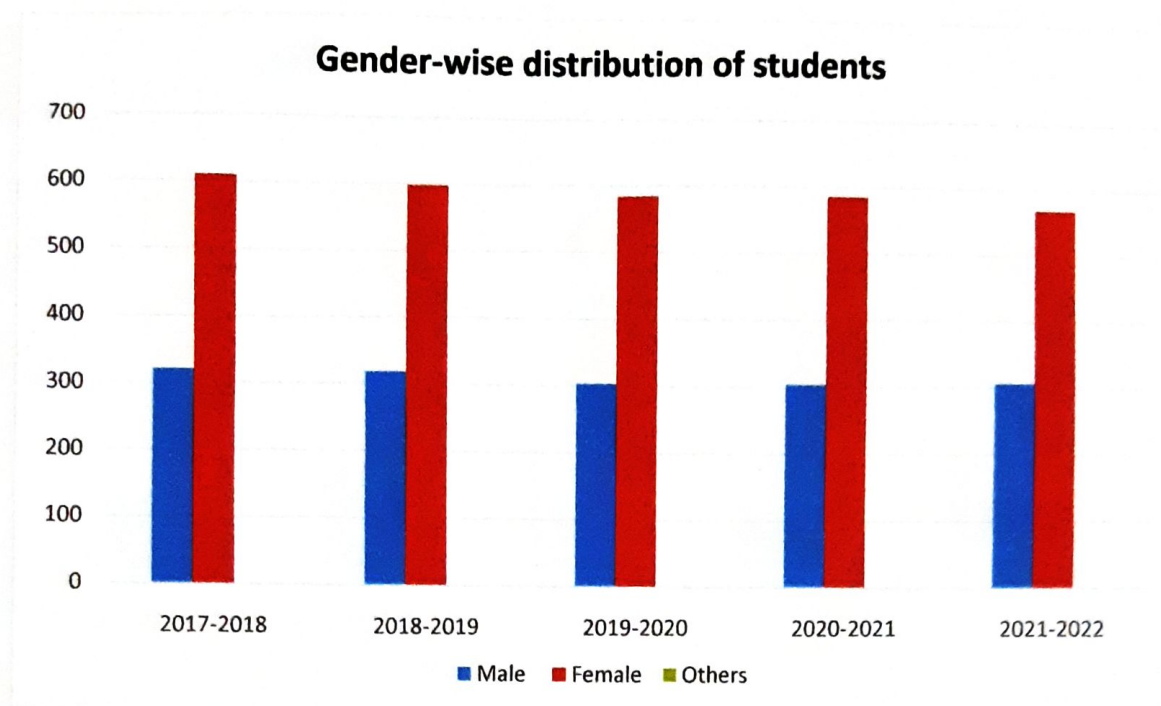
- To take effective measures for the safety and security of all genders
- To prevent any kind of discrimination based on gender
- To join hands with the Anti-ragging committee, Internal complaint committee and other cells for gender sensitisation

Gender Distribution within the Institution:

The IQAC reviewed the operating environment of the institution to arrive at the following observations:

- **Gender-wise details of Students**

Academic Year	Total number of students	Male	Female	Other
2017-2018	931	321	610	-
2018-2019	916	318	598	-
2019-2020	888	304	584	-
2020-2021	890	304	586	-
2021-2022	875	306	569	-

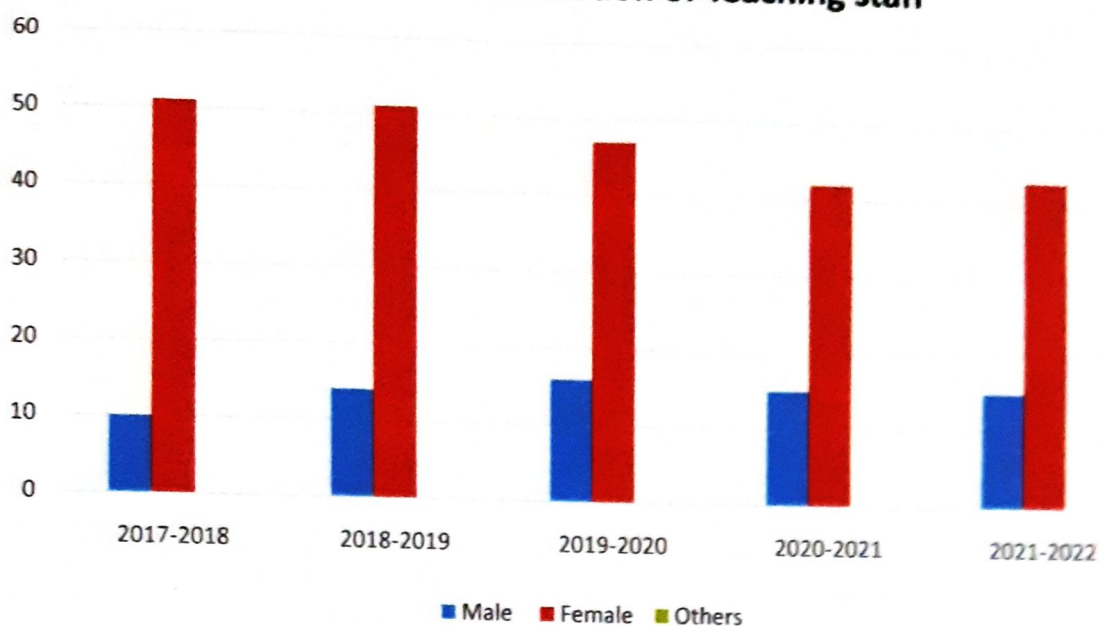


The table on the gender-wise distribution of students provides the information that the percentage of male and female students in the institution has remained steady over these years with an average of 34 % boys and 66% girls.

- **Gender-wise details of Teaching staff**

Academic Year	Total number of Teachers	Male	Female	Other
2017-2018	61	10	51	-
2018-2019	65	14	51	-
2019-2020	63	16	47	-
2020-2021	57	15	42	-
2021-2022	58	15	43	-

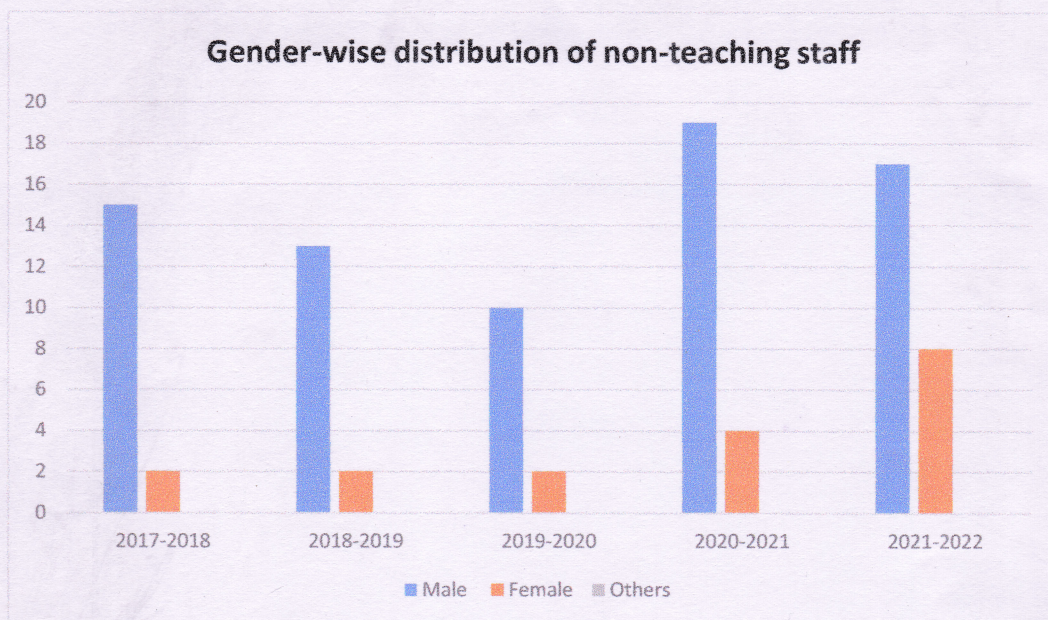
Gender-wise distribution of Teaching staff




The graph on the gender-wise distribution of teaching staff provides the information that over the period of five years, the percentage of male teachers has increased from 16% to 26% of the total teaching staff. However, there was a marginal decrease of 10% in the number of female teachers.


- Gender-wise details of non-teaching staff**


Academic Year	Total number of non-teaching staff	Male	Female	Other
2017-2018	17	15	2	-
2018-2019	15	13	2	-
2019-2020	12	10	2	-
2020-2021	23	19	4	-
2021-2022	25	17	8	-



The graph on the gender-wise distribution of non-teaching staff reveals that there was a considerable decrease in the percentage of male staff from 88% to 68% of the total. Nevertheless, there was a noticeable increase in the number of female staff by 20%.




 Principal
 St. Thomas College
 Pazhavangadi P.O., Ranni


 Dr. Rigny Idiculla

Coordinator
Internal Quality Assurance Cell
(IQAC)
St. Thomas College, Ranni